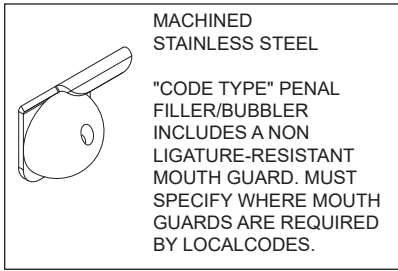
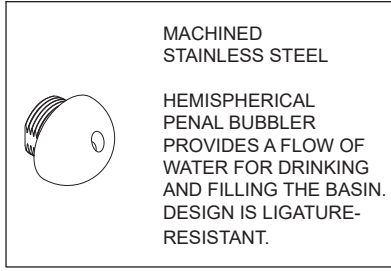


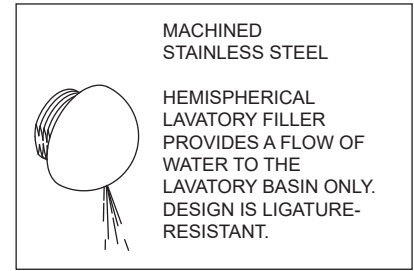
LAVATORY BUBBLER SELECTION



(BC) CODE BUBBLER/FILLER

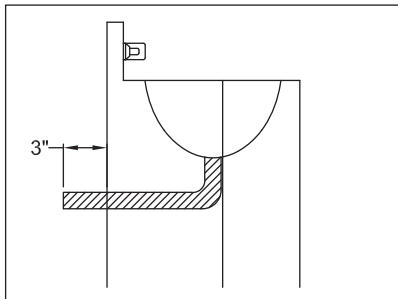


(BPH) LIGATURE-RESISTANT
BUBBLER/FILLER

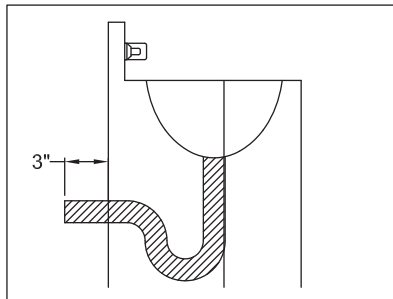


(FLH) LIGATURE-RESISTANT LAV.
FILLER

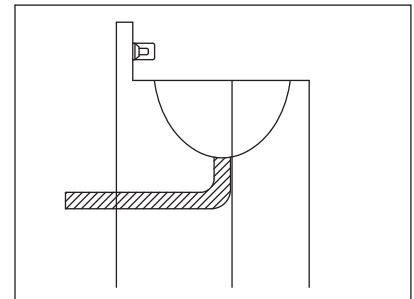
LAVATORY WASTE



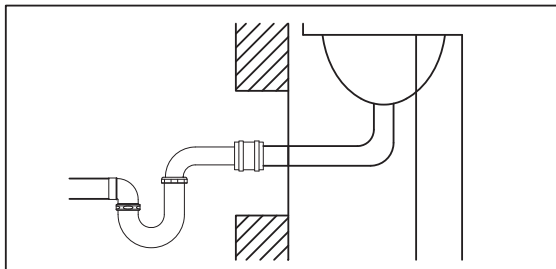
(EB)- Elbow Waste (1-1/2" Plain End)
(1-1/2" PLAIN END)



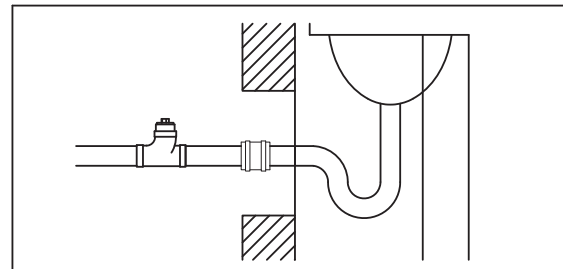
(PT)- INTEGRAL P-TRAP
(1-1/2" PLAIN END)



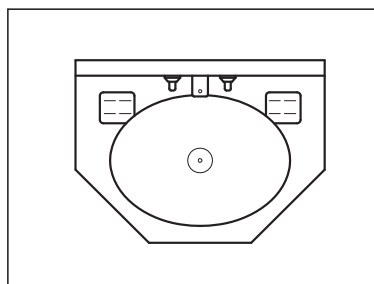
(LWE)- LAVATORY WASTE EXTENSION
GREATER THAN 3" (1-1/2" PLAIN END)



(LW1)- BRASS THRU-WALL EXTENSION P-TRAP WITH
LWC (FOR USE W/ (EB) Elbow Waste (1-1/2" Plain End))



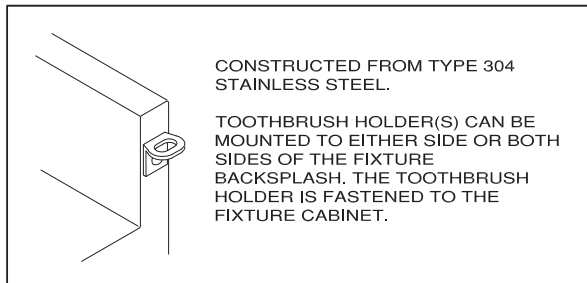
(LW2)- BRASS THRU-WALL EXTENSION P-TRAP WITH
LWC (FOR USE W/ (PT) INTEGRAL 'P'-TRAP)



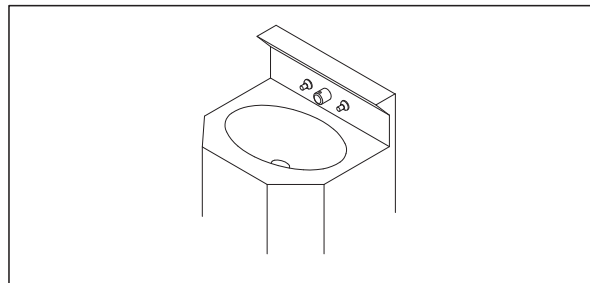
(SLOW) SLOW DRAIN
SINGLE DRAIN HOLE



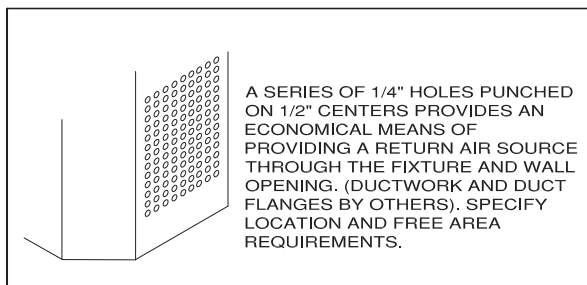
OTHER OPTIONS



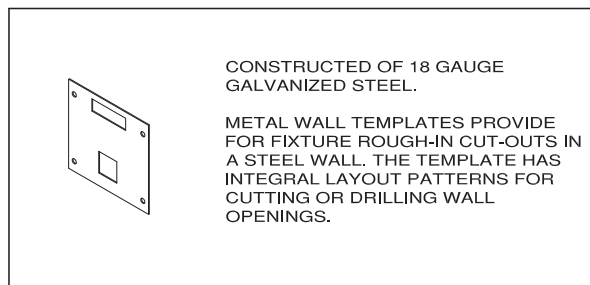
(TB1__) SINGLE TOOTHBRUSH HOLDER
(TB2__) DUAL TOOTHBRUSH HOLDER
(SPECIFY (R) RIGHT OR (L) LEFT)



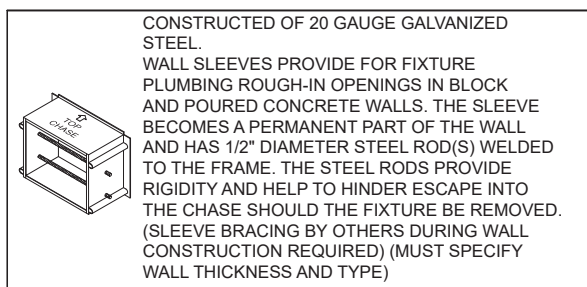
(ISH) INTEGRAL SHELF



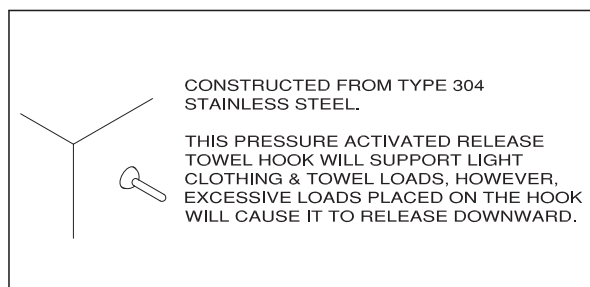
(VG) VENTILATION GRILLE
(SPECIFY LOCATION AND FREE AREA)



(MT) WALL TEMPLATE



(WS) WALL SLEEVE



(TH1__) SINGLE TOWEL HOOK
(TH2__) DUAL TOWEL HOOK
(SPECIFY (R) RIGHT OR (L) LEFT)