


Suicide Prevention Shower Handle – Ordering Worksheet



Prior to shipping your order of suicide prevention shower handles, we need the following information to ensure they properly fit to your existing shower mixing valve.

1)Quantity of shower handles? _____

2)Brand/model of shower valve or mixing valve? {Ex: *Siemens Model 1234*}

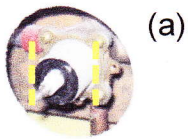


3)Does the Mixing Valve body extend past the wall?




YES or **NO** (circle one)

4)If the mixing valve extends past the wall:


- How wide is the valve body? _____ (a)
- How far does the valve body extend from the wall? _____ (b)
- Please measure the distance from the wall to the end of valve stem when fully extended? _____ (*Normally this is the close position*)




5) What is the diameter of the valve stem? _____ (d)



Note: Photos like in the sample provided helps indentify the proper size handle. Please email photos to Cape Cod Systems Corporation.




Cape Cod Systems Corporation
Toll Free: 1-888-227-8555
Fax: 1-508-888-8140



6) Is the wall hollow or solid (e.g. cement, brick, etc.)

7) What color or texture do you want?

White Almond Sand Spice Quarry
(see photos)



Please sign this worksheet and fax it to Cape Cod Systems Corporation as soon as you can to start the ordering process

Name: _____ Date: _____

Signature _____

POC Phone number: _____

**If you have any questions regarding your order, please call
Cape Cod Systems Corporation.**

Cape Cod Systems
Corporation
Toll Free: 1-888-227-8555
Fax: 1-508-888-8140